

Hawaii Employment Report

Joint Economic Committee

Senator Mike Lee, Chairman

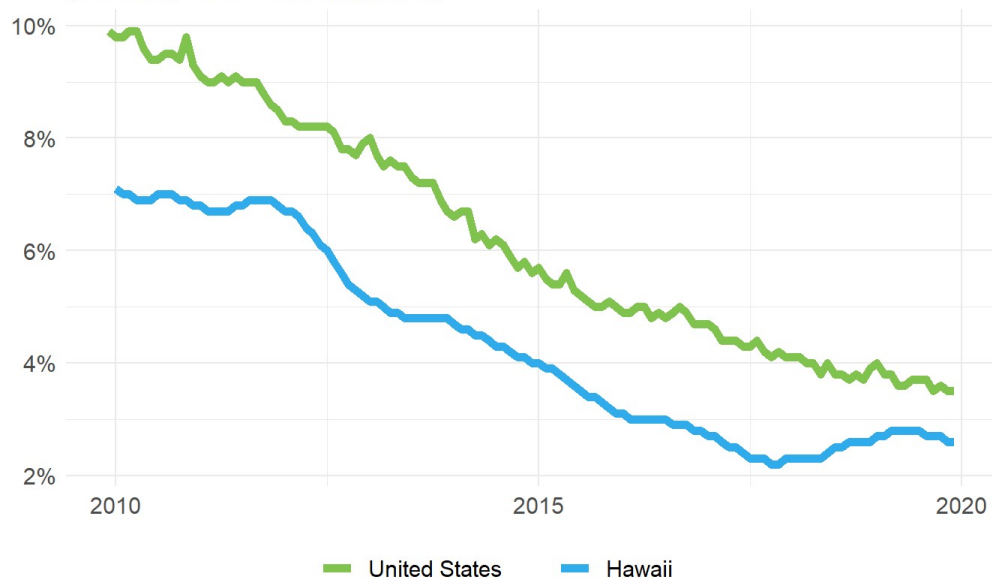
January 24, 2020

Summary

- **Hawaii added 3,200 net jobs and the unemployment rate remained unchanged at 2.6 percent in December**, according to Bureau of Labor Statistics (BLS) data released at 10:00am on January 24, 2020.
- **Over the past twelve months, Hawaii added 5,000 payroll jobs** and the unemployment rate remained unchanged.
- **In December, Hawaii's private sector added 2,200 net private payroll jobs** and over the past twelve months it added 4,400 private payroll jobs in the establishment survey.
- In the household survey, the number of **unemployed rose by 21 on net in December**, and over the past year employment fell by 13,056.
- Hawaii's **labor force participation rate rose to 60.9 percent** in December from 60.8. Since last year, the labor force participation rate fell by 1.2 percentage points.
- The national unemployment rate **remained unchanged in December**. State employment and unemployment data for January is scheduled for release March 16, 2020. The national employment situation report for January will be released February 07, 2020.

Hawaii and U.S. Unemployment Rates

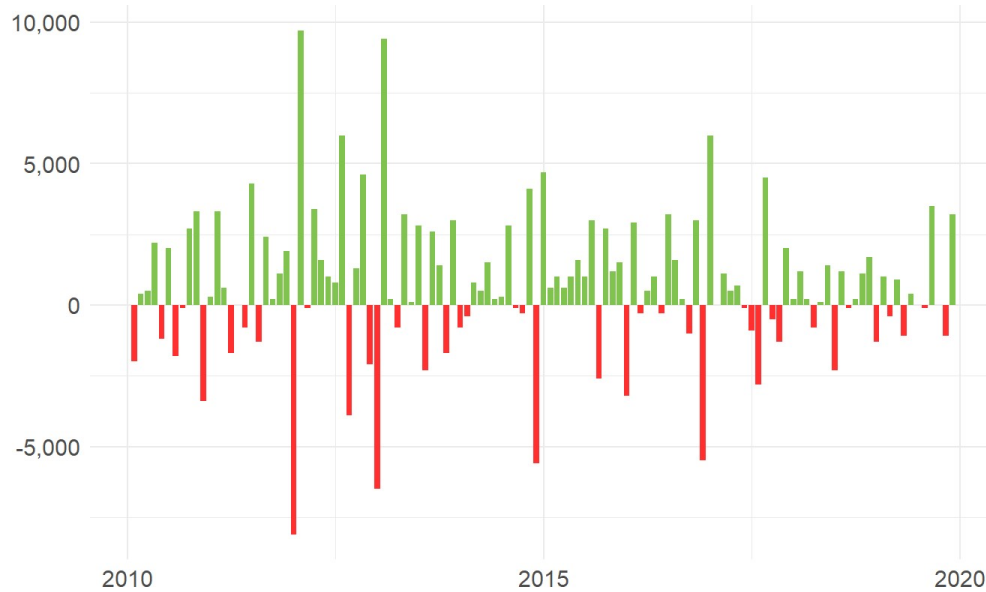
(Percent, Seasonally Adjusted)



Source: Bureau of Labor Statistics

Hawaii Payroll Employment

Hawaii Nonfarm Payroll Jobs Monthly Change (Seasonally Adjusted)



Source: Bureau of Labor Statistics

Hawaii added 3,200 net payroll jobs, or 0.5 percent, on a seasonally adjusted basis during December. In the prior month, Hawaii lost 1,100 jobs. Over the past twelve months, Hawaii added 5,000 payroll jobs, or 0.8 percent. Hawaii nonfarm payroll employment had increased in 5 of the past 12 months.

Nationally, nonfarm payrolls rose by 145,000 in December, or rose by 0.1 percent. Over the 12-month period ending with December, nonfarm payrolls rose by 2,108,000 jobs, or 1.4 percent. Hawaii is tied for 31st among the 50 states and the District of Columbia for percentage gain in nonfarm payroll employment over the past 12 months.

During December, Hawaii's private-sector added 2,200 jobs, or approximately 0.4 percent. The private-sector in Hawaii added 1,200 jobs in the prior month. Over the past twelve months, private-sector payrolls in Hawaii added 4,400, or 0.8 percent. Hawaii private-sector payroll employment has increased in 7 of the past 12 months.

Nationally, private-sector payroll jobs rose by 139,000 jobs in December, or 0.1 percent. Over the past 12 months, the national payroll rose by 1,947,000 jobs in the private sector, or rose by 1.5 percent. Hawaii is tied for 33rd among the 50 states and the District of Columbia for a percentage gain in private-sector payroll employment over the past 12 months.

Change in Hawaii Payroll Employment by Sector over Past 12 Months



Source: Bureau of Labor Statistics, seasonally adjusted

The best performing sectors on a seasonally adjusted basis during December were Leisure and Hospitality (1,300) and Government (1,000). The poorest performing sectors during the month were Education and Health Services (100) and Information tied with Other Services (0).

The best performing sectors during the last twelve months were Leisure and Hospitality (2,600) and Education and Health Services (1,500). The poorest performing sectors during the last twelve months were Information tied with Financial Activities (-300) and Trade, Transportation, and Utilities (-2,400).

Hawaii Labor Force Statistics

Labor Force Participation

The labor force participation rate in Hawaii rose to 60.9 percent in December from 60.8 percent in the prior month. At a labor force participation rate of 60.9 percent, Hawaii is tied for 40th in the nation. The labor force participation rate in Hawaii fell by 1.2 percentage points from a year earlier. The labor force participation rate is the percentage of the civilian noninstitutionalized population age 16 and older who are employed or actively looking for work.

The 10-year high for the labor force participation rate in Hawaii was 64.7 percent in March 2010. The series high for the labor force participation rate in Hawaii occurred in January 1976 when the labor force participation rate hit 70.1 percent. The 10-year low for the labor force participation rate was 60.3 percent, last occurring in March 2013. This also represents the series low for the labor force participation rate in Hawaii.

The national labor force participation rate remained steady at 63.2 percent in December. That rate rose by 0.2 percentage point from a year earlier. The all-time high for the national labor force participation rate was 67.3 percent in April 2000. The 10-year high for the national labor force participation rate was 65.2 percent in April 2010. The recent 10-year low occurred in September

2015 at a level of 62.4 percent. The series low for the national labor force participation rate was 58.1 percent in December 1954.

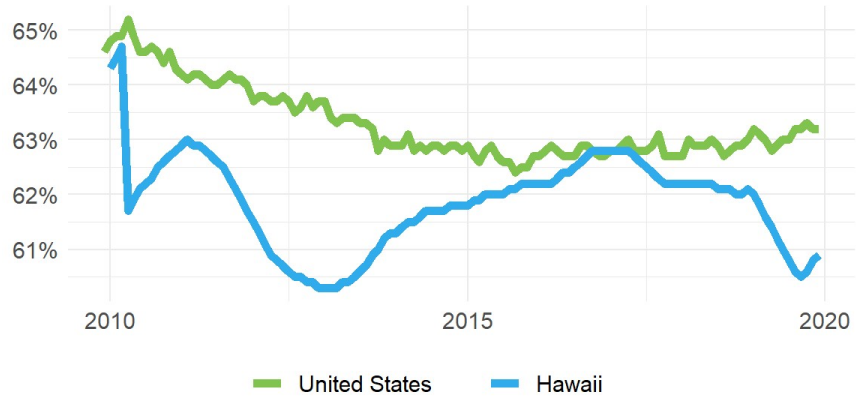
Employment-to-Population Ratio

The employment-to-population ratio, or the percentage of the Hawaii civilian noninstitutionalized population 16 years and older counted as employed, in December rose to 59.3 from 59.1 percent in the prior month. At 59.3 percent, Hawaii is tied for 38th among state employment-to-population ratios in the nation. The employment-to-population ratio in Hawaii fell by -1.1 percentage points from a year earlier.

The 10-year high for the employment-to-population ratio in Hawaii was 61.2 percent last occurring in April 2017. The series high for the employment-to-population ratio in Hawaii last occurred in May 1991 when the employment-to-population ratio hit 67.3 percent. The 10-year low for the employment-to-population ratio was 56.9 percent in June 2012. This also represents the series low for the employment-to-population ratio in Hawaii.

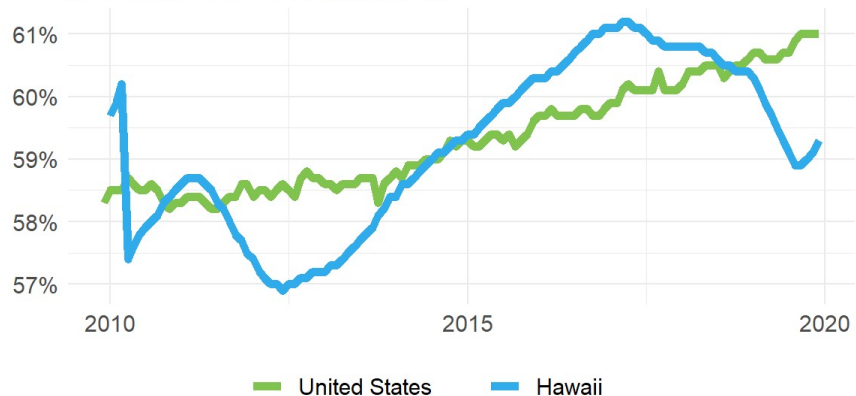
The national employment-to-population ratio remained steady at 61 percent in December. That rate rose by 0.4 percentage point from a year earlier. The all-time high for the national employment-to-population ratio was 64.7 percent in April 2000. The 10-year high for the national employment-to-population ratio was 61 percent in December 2019. The recent 10-year low occurred in July 2011 at a level of 58.2 percent. The series low for the employment-to-population ratio was 54.9 percent in October 1949.

Hawaii and U.S. Labor Force Participation Rates (Percent, Seasonally Adjusted)



Source: Bureau of Labor Statistics

Hawaii and U.S. Employment-to-Population Ratios (Percent, Seasonally Adjusted)



Source: Bureau of Labor Statistics